

Accessing ISASP Scores – A Guide for Parents/Guardians

In the spring of last school year, students in grades 3 through 11 completed the Iowa Statewide Assessment of Student Progress (ISASP). The ISASP is aligned with the Iowa Core Standards and provides a clear and accurate assessment of student learning outcomes. The data from the ISASP assessment provides relevant and actionable information for you and your student, teachers, and the state regarding student growth, proficiency, and school readiness.

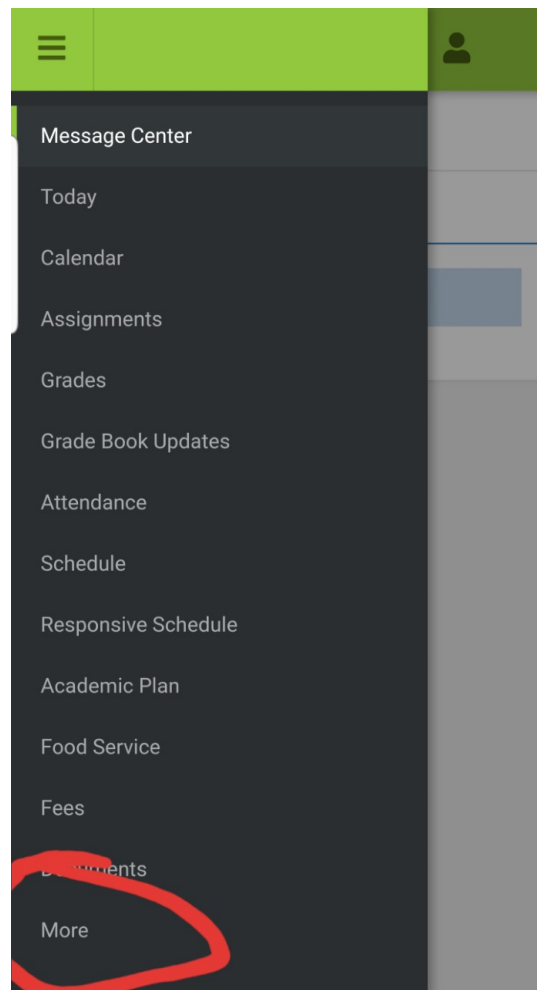
Your student's ISASP test scores are now available for your review. Please follow the instructions below to access your student's scores.

Step-by-Step Instructions

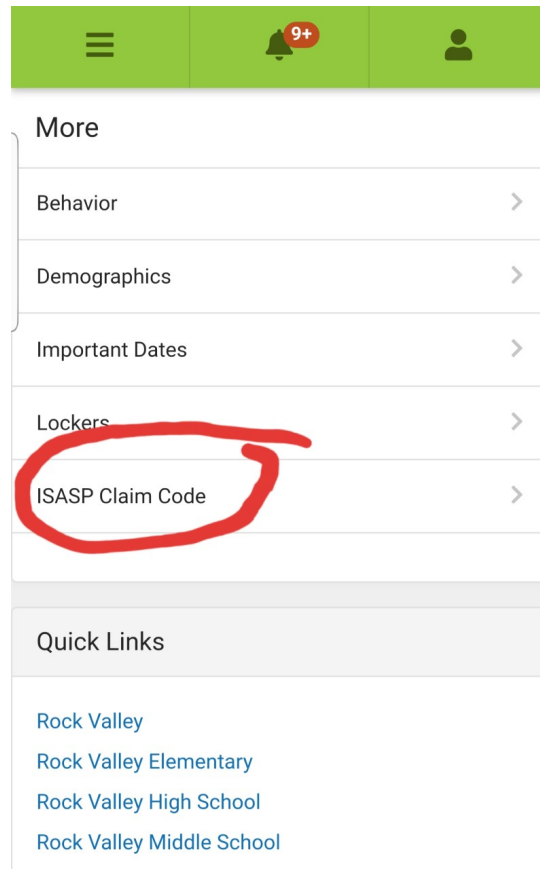
1. Visit the Infinite Campus Parent Portal:

<https://iacloud2.infinitecampus.org/campus/portal/rockvalley.jsp?lang=en>

2. After you have logged in, select "More" from the menu on the left side of the screen.

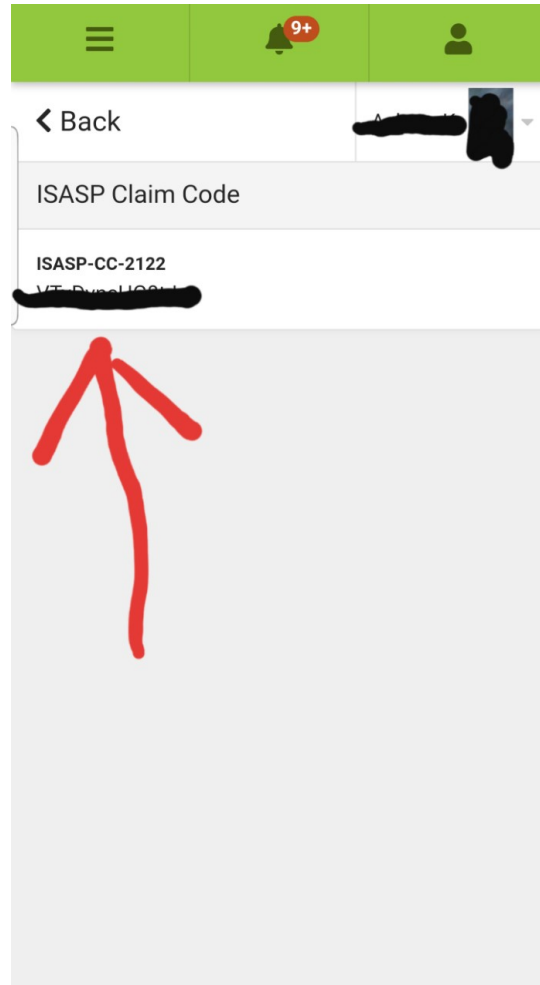


3. Select "ISASP Claim Code" from the menu in the middle of the screen



4. Your student's ISASP Claim Code will appear in the Claim Code box. This Claim Code will be required in order to register on the ISASP Parent Portal website.

- *Note: Write down the Claim Code. Claim Codes are case sensitive.*



5. Access your Student's Scores at the Pearson Parent Portal:
<https://ia-results.pearsonaccessnext.com/login>.

6. Create a user account by clicking on the 'Sign-Up' link under the green login button.

The screenshot shows the login page for the Iowa Statewide Assessment of Student Progress (ISASP) Parent Portal. The page has a teal header with the text "Iowa Statewide Assessment of Student Progress (ISASP) Parent Portal". Below the header, the main content area is light teal and features the large text "Parent Portal" on the left. To the right of the text is a login form with the following elements:

- Email Address:** A text input field containing "pritchj@live.slouxcityschools.com".
- Password:** A text input field with masked characters "*****".
- Forgot password?:** A link below the password field.
- Log In:** A prominent green button.
- Don't have an account? Sign Up:** A link below the login button, which is highlighted with a red rectangular box.

Below the login form, there are links for "Contact Support", "Terms and Conditions", and "Privacy Policy". The Pearson logo is visible in the bottom right corner of the page.

- *Note: The portal will ask for your First Name, Last Name, Email Address, and Password. Once the information has been entered, click on 'Create Account.' The portal will send an activation email to your provided email address. Look for this email and click on the activation link to finish creating your account.*

7. Sign in to the Pearson Access Next Parent Portal

8. After signing in, you will be taken to the My Students' Test Results page. On the left-hand side of this page, you will see the search box Find Test Results. Enter your student's First Name, Last Name, Date of Birth, and Claim Code. Click on Find Results.

- *Note: Your student's information will need to match his or her ISASP testing registration information.*

Iowa Statewide Assessment of Student Progress (ISASP) Parent Portal iowa-testing-programs@uiowa.edu

Security Notice to Parents & Guardians
Your student's ISASP results are secure and confidential. You are the only person with access to your student's scores via this site.

Find Test Results

Student's First Name

Student's Last Name

Student's Date of Birth

Claim Code

[Find Results](#)

My Students' Test Results

[Contact Support](#)
[Terms and Conditions](#)
[Privacy Policy](#)

9. The portal will retrieve your student's ISR. On the right-hand side of the page, the English Language Arts and Mathematics results will be displayed. For grades 5, 8, and 10, Science results will also be displayed.

- *Note: There will be a Scale Score (not displayed in the screenshot below) in the color-shaded box along with the corresponding Achievement Level. The 'Download Individual Student Report' link will allow you to open or download a PDF copy of your student's ISR (the link will be the full ISR that has all of your student's results).*

Iowa Statewide Assessment of Student Progress (ISASP) Parent Portal iowa-testing-programs@uiowa.edu

Security Notice to Parents & Guardians

Your student's ISASP results are secure and confidential. You are the only person with access to your student's scores via this site.

Iowa Statewide Assessment of Student Progress Results

The State of Iowa is committed to delivering a high quality assessment for its students. The Iowa Statewide Assessment of Student Progress (ISASP) is aligned with the Iowa Core Academic Standards. These results will provide educators, parents, and students important information about student performance that can be used to guide learning to best help each student. Resources available to aid in the use and understanding of your student's performance on the ISASP can be found at <https://iowa.pearsonaccess.com/families/>. If you have additional questions about your student's scores, please contact your student's school.

Find Test Results

Student's First Name

Student's Last Name

Student's Date of Birth

Claim Code

[Find Results](#)

My Students' Test Results

Spring 2021 Gr 11 English Language Arts	Download Individual Student Report	Proficient
Spring 2021 Gr 11 Mathematics	Download Individual Student Report	Not Yet Proficient

[Contact Support](#)
[Terms and Conditions](#)
[Privacy Policy](#)

If you have any difficulty with the above steps, please contact Mrs. Roder or Mr. DeYager.

Interpreting Your Student's Results

Resources to help interpret your student's ISR are available at <https://iowa.pearsonaccess.com/families/>.

Families are recommended to review the 2021 ISASP Interpretive Information for Families document at the link above to understand what is shown on each page of the ISR.

Acceso a las calificaciones de ISASP: una guía para padres/tutores

En la primavera del último año escolar, los estudiantes de los grados 3 al 11 completaron la evaluación del progreso Estudiantil del Estado de Iowa (ISASP). El ISASP está diseñado con los Estándares Básicos de Iowa y proporciona una evaluación clara y precisa de los resultados del aprendizaje de los estudiantes. Los datos de la evaluación ISASP brindan información importante y procesable para usted y su estudiante, los maestros y el estado con respecto al crecimiento, la competencia y la preparación escolar del estudiante.

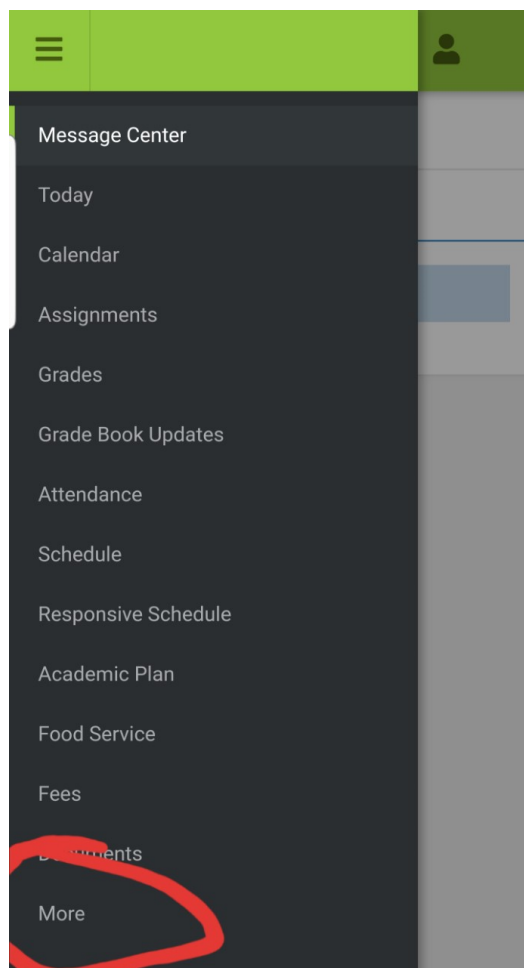
Los resultados de los exámenes ISASP de su estudiante ahora están disponibles para su revisión. Siga las instrucciones a continuación para ver las calificaciones de su estudiante.

Instrucciones paso a paso

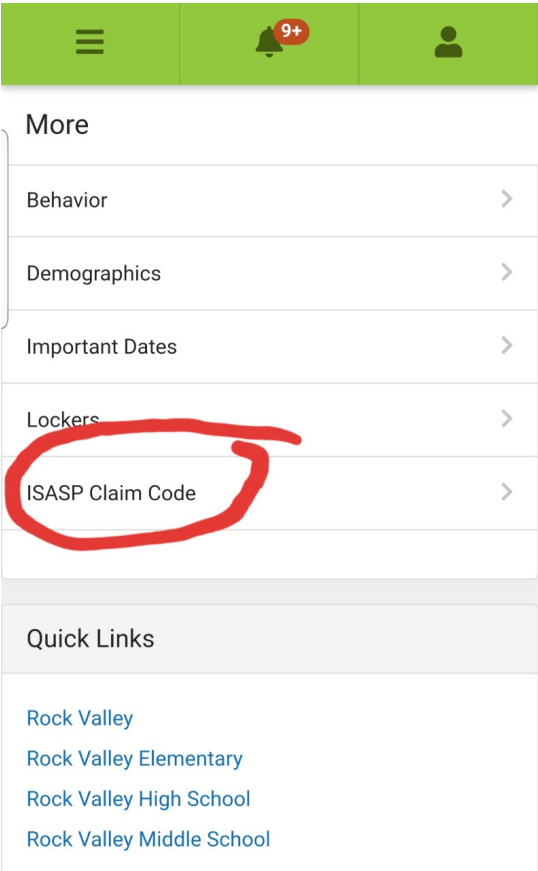
1. Visite el portal para padres de Infinite Campus

<https://iacloud2.infinitecampus.org/campus/portal/rockvalley.jsp?lang=en>

2. Una vez que haya iniciado sesión, seleccione "More" en el menú del lado izquierdo de la pantalla.

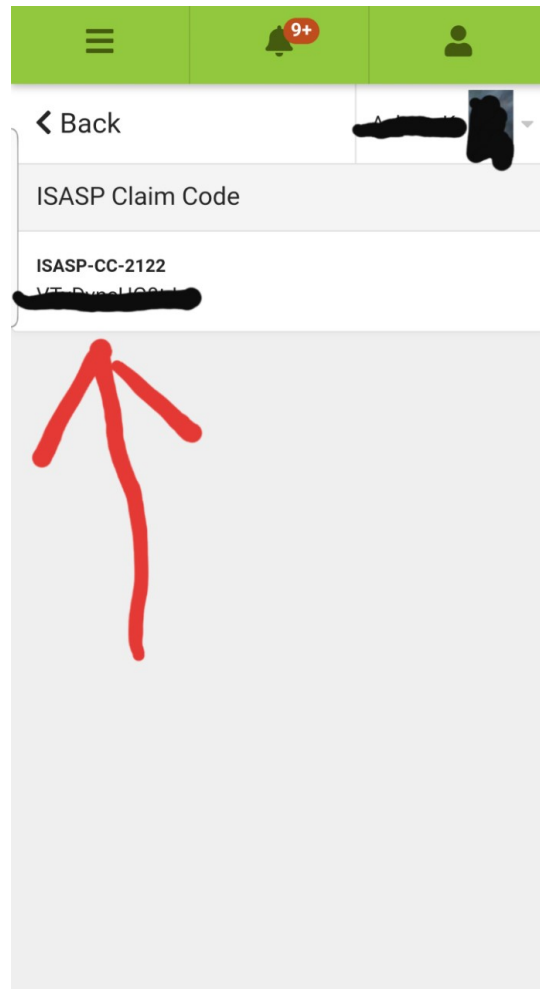


3. Seleccione "ISASP claim code" en el menú en el medio de la pantalla.



4. El código de reclamo (claim code) ISASP de su estudiante aparecerá en el cuadro ISASP claim code. Este código de reclamo será necesario para registrarse en el sitio web del portal para padres de ISASP.

- *Nota: Anote el código de reclamo. Los códigos de reclamo son sensibles entre mayúsculas y minúsculas.*



5. Acceda a las calificaciones de su estudiante en el portal para padres de Pearson;
<https://ia-results.pearsonaccessnext.com/login>.

6. Cree una cuenta de usuario haciendo clic en el enlace de "sign up" debajo del botón verde de inicio de sesión (Log in).

Iowa Statewide Assessment of Student Progress (ISASP) Parent Portal

Parent Portal

Email Address
pritchj@live.siouxcityschools.com

Password

[Forgot password?](#)

[Log In](#)

[Don't have an account? Sign Up](#)

[Contact Support](#)
[Terms and Conditions](#)
[Privacy Policy](#)

Pearson

- *Nota: el portal le pedirá su nombre, apellido, correo electrónico y contraseña. Una vez que se haya ingresado la información, haga clic en "create account". El portal enviará un correo de activación al correo electrónico que usted dio. Busque el correo y haga clic en el enlace de activación para terminar de crear su cuenta.*

7. Inicie sesión en el portal para padres de Pearson Access Next

8. Después de iniciar sesión, será dirigido a la página de resultados del examen de mi alumno (My students test results page). En el lado izquierdo de esta página, verá el cuadro de búsqueda, buscar resultados del examen (Find Test Results). Ingrese el nombre, apellido, fecha de nacimiento y código de reclamo de su estudiante. Haga clic en buscar resultados (Find Results)

- *Nota: La información de su estudiante deberá coincidir con la información de registro del examen ISASP.*

Iowa Statewide Assessment of Student Progress (ISASP) Parent Portal iowa-testing-programs@uiowa.edu

Security Notice to Parents & Guardians
Your student's ISASP results are secure and confidential. You are the only person with access to your student's scores via this site.

Find Test Results

Student's First Name

Student's Last Name

Student's Date of Birth

Claim Code

[Find Results](#)

My Students' Test Results

[Contact Support](#)
[Terms and Conditions](#)
[Privacy Policy](#)

9. El portal mostrará el reporte individual del estudiante (ISR). En el lado derecho de la página, se mostrarán los resultados de English, Language Arts, y Matemáticas. Para los grados 5, 8, y 10, también se mostrarán los resultados de Ciencias.

- Nota: Habrá una escala de resultados (que no se muestra en la captura de pantalla a continuación) en el cuadro resaltado por colores junto con el nivel de logro correspondiente. El enlace "Download Individual Student Report" (descarga el reporte individual del estudiante), le permitirá abrir o descargar una copia PDF del reporte. (El enlace será el reporte individual del estudiante completo que tendrá todos los resultados de su alumno).

Iowa Statewide Assessment of Student Progress (ISASP) Parent Portal iowa-testing-programs@uiowa.edu

Security Notice to Parents & Guardians

Your student's ISASP results are secure and confidential. You are the only person with access to your student's scores via this site.

Iowa Statewide Assessment of Student Progress Results

The State of Iowa is committed to delivering a high quality assessment for its students. The Iowa Statewide Assessment of Student Progress (ISASP) is aligned with the Iowa Core Academic Standards. These results will provide educators, parents, and students important information about student performance that can be used to guide learning to best help each student. Resources available to aid in the use and understanding of your student's performance on the ISASP can be found at <https://iowa.pearsonaccess.com/families/>. If you have additional questions about your student's scores, please contact your student's school.

Find Test Results

Student's First Name

Student's Last Name

Student's Date of Birth

Claim Code

My Students' Test Results

Spring 2021 Gr 11 English Language Arts Download Individual Student Report	<input type="button" value="Proficient"/>
Spring 2021 Gr 11 Mathematics Download Individual Student Report	<input type="button" value="Not Yet Proficient"/>

Contact Support
Terms and Conditions
Privacy Policy

Si tiene alguna dificultad con los pasos anteriores, comuníquese con Mrs. Roder o Mr. DeYager

Interpretando los resultados de su estudiante.

Los Recursos para ayudar a interpretar el Reporte del Estudiante Individual (ISR) están disponibles en

<https://iowa.pearsonaccess.com/families/>

Se les recomienda a las familias que revisen el documento ISASP 2021 Información Interpretativa para Familias en el enlace de arriba para entender lo que se ve en cada página del ISR.